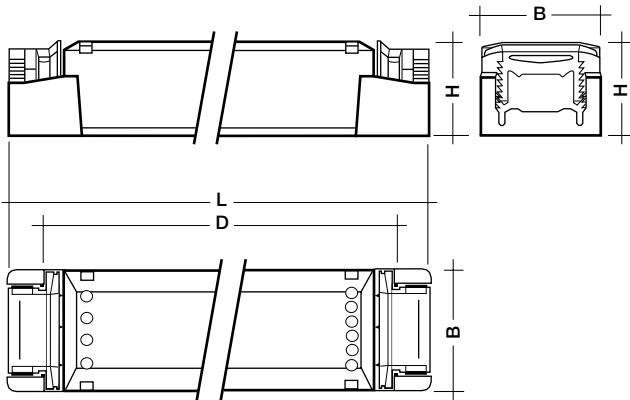




TE 0105 one4all sc 105 VA 230–240/12 V 50/60 Hz



- dimming range 1–100 %
- disturbance free, precise control with one4all interface: DALI, DSI, switchDIM
- error feed back and programmable features in both DALI and DSI mode
- lamp wattage 20–105 VA
- short-circuit switch-off with automatic restart
- protection against overheating and overload through regulation of output power with automatic reset

- protection class 2
- protection rating IP 20
- tool-free assembly of integrated strain-relief and terminal cover
- 6 pole terminal block on secondary side
- captive screw terminals
- individually packed with installation instructions
- DC operation possible, for use in emergency installations according to VDE 0108
- corridorFUNCTION

Packaging:
box of 20
40 boxes/pallet
800 pieces/pallet

designed according to:
EN 55015
EN 61000-3-2
EN 61047
EN 61347-2-2
EN 61547

type			TE 0105 one4all sc 230–240/12 V 105 VA
article number			86457873
primary voltage	V AC		230–240
primary voltage	V DC		230–240
input current at 230 V/50 Hz ①	A		0.46
frequency	Hz		0/50/60
secondary voltage ①	V		11.8
lamp wattage	VA		20–105
power reduction at DC	%		70
efficiency	%		> 94
power factor	λ		> 0.95
frequency of output	kHz		29
ambient temperature ta	°C		-25 to +55
rated max. temperature tc	°C		90
softstart			yes
dimming			DALI/DSI/switchDIM
dimensions L x W x H	mm		167 x 42 x 31
fixing centres D	mm		143–148
weight	kg		0.18
secondary terminal			6 pole

① valid at 100 % dimming level

Dimming:

Dimming range 1 % to 100 %

Digital control with:

- DSI signal: 8 bit Manchester Code
Maximum speed 1 % to 100 % in 1.4 s
 - DALI signal: 16 bit Manchester Code
Maximum speed 1 % to 100 % in < 0.7 s
- Programmable parameters:
Minimum dimming level
Maximum dimming level
Programmable range
 $1\% \leq \text{MIN} \leq \text{MAX} \leq 100\%$
Default minimum = 1 %
Default maximum = 100 %

Dimming curve is adapted to eye sensitivity.

Control input (DA/D1/D2):

Digital DALI/DSI signal or switchDIM can be wired on the same terminals DA/D1/D2.

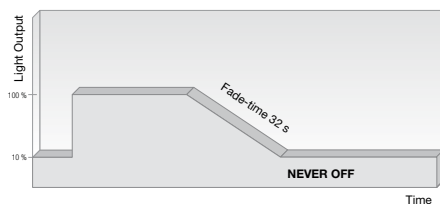
Digital signal DALI/DSI:

The control input is non-polar and protected against accidental connection with a mains voltage up to 264 V. The control signal is not SELV. Control cable should be installed in accordance to the requirements of low voltage installations. Different functions depending on control modules.



corridorFUNCTION

In the default delivery status the corridorFUNCTION is in the standard profile „never off“.



To activate the corridorFUNCTION without using software a voltage of 230 V simply has to be applied for five minutes at the switchDIM connection. The unit will then switch automatically to the corridorFUNCTION.

Note: If the corridorFUNCTION is wrongly activated in a switchDIM system (for example a switch is used instead of pushbutton), there is the option of installing a pushbutton and deactivating the corridorFUNCTION mode by five short pushes of the button within three seconds.

To program the corridorFUNCTION by means of software a DALI-USB interface is needed in combination with a DALI PS. The software can be either the configTOOL or the corridorFUNCTION CONFIGURATOR.

For further information (e.g. the amortisation calculator) go to www.corridorfunction.com.

switchDIM:

Integrated switchDIM function allows a direct connection of a push to make switch for dimming and switching.

Brief push (50–600 ms) switches transformers ON and OFF. The transformers switch-ON at light level set at switch-OFF.

When the push to make switch is held, TE one4all are dimmed. After repush the TE one4all is dimmed in the opposite direction. In installations with TE one4all with different dimming levels or opposite dimming directions (e.g. after a system extension), all TE one4all can be synchronized to 50 % dimming level by a 10 s push. The dimming direction will be “down” for the next push.

Programming:

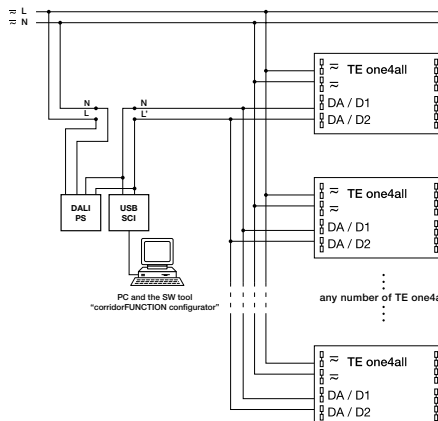
With appropriate software and a USB interface different functions can be activated and various parameters can be configured. All that is needed is a DALI-USB and the software.

configTOOL

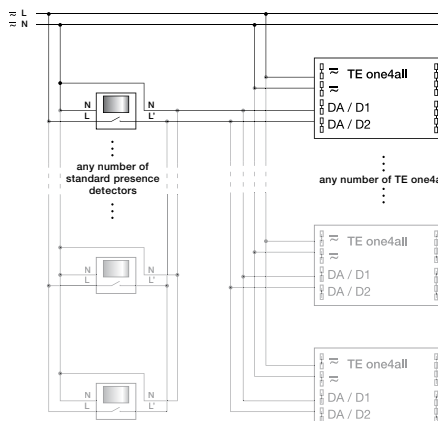
Full version for programming all the functions and parameters.

corridorFUNCTION CONFIGURATOR

For activating and deactivating the corridorFUNCTION and for project-specific programming.



Wiring diagramm for programming



Wiring diagramm for corridorFUNCTION

Light output level in DC operation:

Programmable from 1 % to 70 %

Programming by extended DSI signal (16 bit) via eDSI.

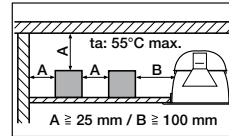
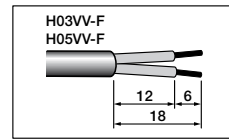
Default value is 70 %

In DC operation dimming is not possible.


Error feedback:

- DSI signal:
lamp failure (open circuit, short-circuit)
- DALI signal:
lamp failure (open circuit, short-circuit)
thermal switch off

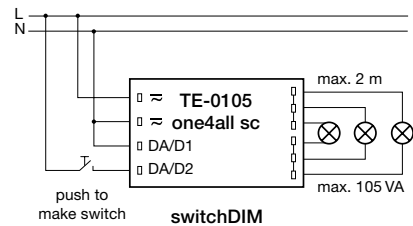

Installation instructions:



max.:
1 x 2,5
2 x 1,5

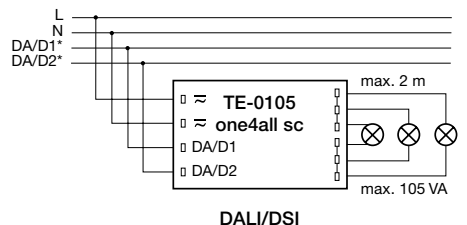


3-10 mm



push to make switch

switchDIM



DALI/DSI

* digital signal DALI or DSI

Loading of automatic circuit breakers (B, C, K):

Automatic circuit

breaker type	10 A	13 A	16 A	20 A
Installation Ø	1.5 mm ²	1.5 mm ²	1.5 mm ²	2.5 mm ²
TE-0105 one4all sc	20	26	32	40